


## Data storytelling

Build and present an impactful report based on data




### Intended for

"Novice" or "beginner" level in data literacy. Staff who regularly practice data reporting without good practices, or do not practice it regularly.



### Duration

~ 14 H  
over 4 weeks  
(½ day a week)



### OPENCLASSROOMS CERTIFICATION

### TARGET SKILLS:

- Create data treatments
- Make visual presentations of data
- Communicate analysis results with impact
- Persuasively present oral arguments

### Tools, technologies and methodologies



Storytelling

### PREREQUISITES

- **Experience:** Master the Basics of Spreadsheets" course (part 1 & 2) or skill program "Excel initiation"
- **Language:** Strong written and verbal English (B2 or C1)
- **Hardware:** a computer with videoconferencing equipment and a good internet connection

Detailed prerequisite list available upon request from your OpenClassrooms representative

# An experienced mentor by your side



Benefit from weekly, one-on-one sessions (~45 min) with an expert who will provide you with guidance and feedback on your exercises.

« The mentoring session should be something you look forward to. I clear things up with students, curate content for them, guide them on how to organize their time, teach them to do their own research... and I share my experience from years in the field ».

Sara ROSENBERG, OpenClassrooms mentor

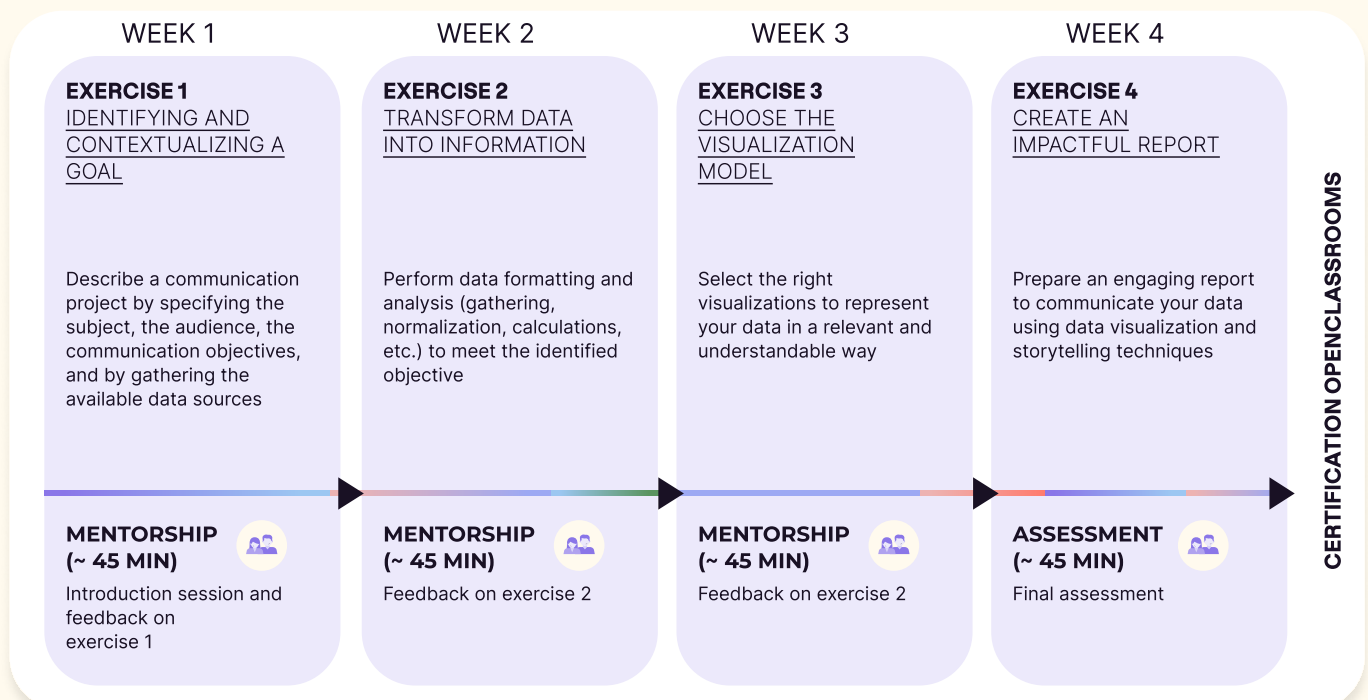
## Data storytelling

### Mission :

Build and present an impactful report based on data\*

\*you can either work on a problem that affects you personally or which is linked to the company you are working with.

## Detailed program



### Course(s)

Courses are made available on a weekly basis

- Communicate Your Ideas Through Storytelling and Design